



HA PORTFOLIO 5 - 2024

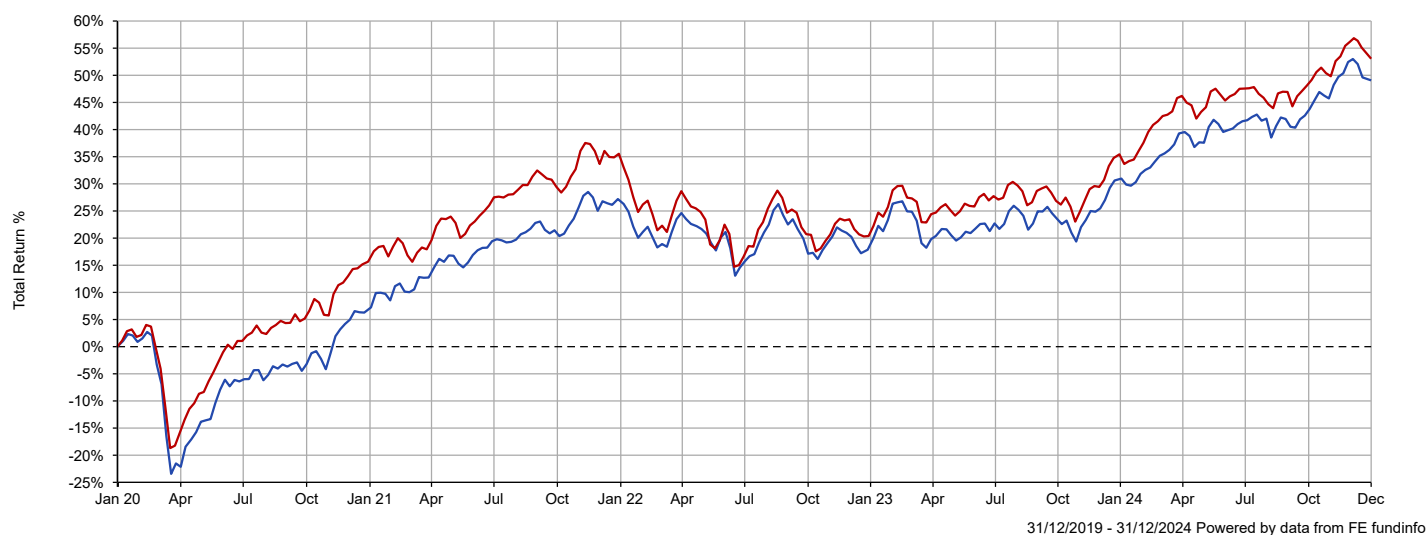
Prepared by: Nicholas Aslam

Prepared date: 14/01/2025

HA Portfolio 5 - 2024 Portfolio Summary

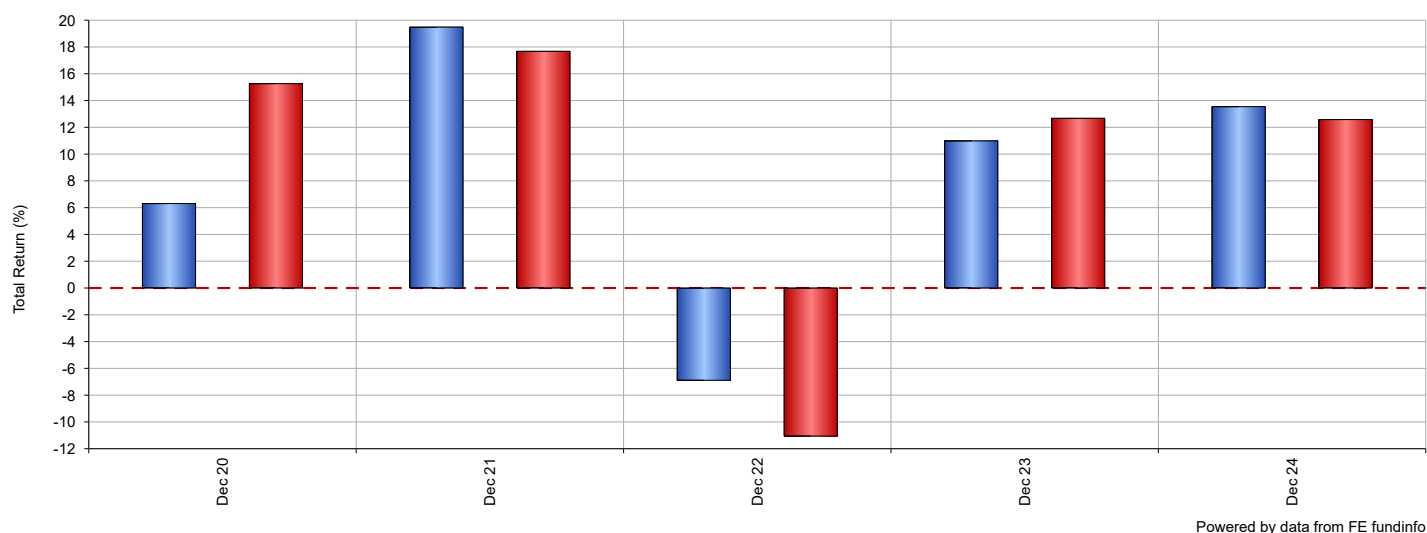
The following tables and charts illustrate the overall performance of the portfolio against its benchmark. The cumulative chart illustrates the overall performance over a maximum of five years dependent on the age of the portfolio and the table shows the overall performance broken down into specified periods. The discrete table and chart illustrates how the portfolio has performed against the benchmark during whole calendar years. All performance is to the latest month end and in GBP.

Cumulative Performance



Name	3 mths	6 mths	1 yr	3 yrs	5 yrs
■ HA Portfolio 5 - 2024	4.05	5.16	13.55	17.34	49.06
■ Benchmark - IA Global - Dec 89	3.52	3.68	12.59	12.83	53.05

Discrete Calendar Year Performance



Name	2020	2021	2022	2023	2024
■ HA Portfolio 5 - 2024	6.32	19.49	-6.90	10.99	13.55
■ Benchmark - IA Global - Dec 89	15.27	17.68	-11.06	12.68	12.59

HA Portfolio 5 - 2024

Holding Performance



This report displays the cumulative and discrete performance of the underlying holdings of your portfolio. The cumulative performance table illustrates the overall growth of the individual holdings and the discrete table shows how they have performed in whole calendar years. All performance is to the latest month end and in GBP.

Cumulative Performance of Portfolio Holdings

Portfolio Holdings	% Weight	3 mths	6 mths	1 yr	3 yrs	5 yrs
HSBC - Global Strategy Adventurous Portfolio C Acc	30.00	4.41	5.52	16.28	20.42	56.97
Dimensional - World Equity Acc GBP	25.00	4.03	5.39	14.00	21.61	58.91
Vanguard - LifeStrategy 100% Equity A Shares Acc	25.00	4.34	5.13	16.80	24.24	58.73
Dimensional - Global Targeted Value Acc GBP	10.00	4.70	7.12	10.66	24.04	58.81
Vanguard - Global Small-Cap Index Acc GBP	10.00	4.27	7.43	9.93	9.85	43.82
Total Portfolio	100.00	4.05	5.16	13.55	17.34	49.06

Discrete Calendar Year Performance of Portfolio Holdings

Portfolio Holdings	% Weight	2020	2021	2022	2023	2024
HSBC - Global Strategy Adventurous Portfolio C Acc	30.00	7.96	20.74	-8.52	13.21	16.28
Dimensional - World Equity Acc GBP	25.00	7.49	21.57	-4.32	11.48	14.00
Vanguard - LifeStrategy 100% Equity A Shares Acc	25.00	7.22	19.15	-6.25	13.47	16.80
Dimensional - Global Targeted Value Acc GBP	10.00	0.29	27.65	2.24	9.64	10.66
Vanguard - Global Small-Cap Index Acc GBP	10.00	12.22	16.67	-8.56	9.27	9.93
Total Portfolio	100.00	6.32	19.49	-6.90	10.99	13.55

HA Portfolio 5 - 2024

Portfolio Composition



This report displays some key information regarding holdings within your portfolio, such as fees and maintenance charges.

Composition

Portfolio Holdings	% Weight	Clean Share	AMC	TER	OCF	FMF	Fund Size	Fund Size Currency
HSBC - Global Strategy Adventurous Portfolio C Acc	30.00	✓	0.10%	-	0.22%	-	1,069.78M	GBP
Dimensional - World Equity Acc GBP	25.00	✓	0.30%	-	0.35%	-	3,630.82M	GBP
Vanguard - LifeStrategy 100% Equity A Shares Acc	25.00	✓	0.22%	-	0.22%	0.22%	8,688.89M	GBP
Dimensional - Global Targeted Value Acc GBP	10.00	✓	0.40%	-	0.44%	-	5,767.18M	USD
Vanguard - Global Small-Cap Index Acc GBP	10.00	✓	0.29%	-	0.29%	0.29%	4,905.49M	GBP
Total Portfolio	100.00			^0.28%				

^Portfolio Expense - The portfolio expense is calculated using the weighted value of the Ongoing Costs Ex Ante of the portfolio constituents. Where the Ongoing Costs Ex Ante is not available the OCF is used, and where this is not available the TER is used. If an underlying instrument has no Ongoing Costs Ex Ante or OCF or TER figure, the portfolio expense cannot be calculated.

HA Portfolio 5 - 2024

Portfolio Valuation



This report shows detailed information regarding your portfolio's holdings (by displaying the value invested in each holding and total investment of the portfolio). Values displayed are in GBP.

Valuation (as at 31/12/2024)

Portfolio Holdings	Type	% Weight	Holding Value	# Units	Perf 1 yr	Perf 3 yrs
HSBC - Global Strategy Adventurous Portfolio C Acc	Fund	30.00	-	-	16.28	20.42
Dimensional - World Equity Acc GBP	Fund	25.00	-	-	14.00	21.61
Vanguard - LifeStrategy 100% Equity A Shares Acc	Fund	25.00	-	-	16.80	24.24
Dimensional - Global Targeted Value Acc GBP	Fund	10.00	-	-	10.66	24.04
Vanguard - Global Small-Cap Index Acc GBP	Fund	10.00	-	-	9.93	9.85
Total Portfolio		100.00	-	-	13.55	17.34
Benchmark - IA Global - Dec 89					12.59	12.83

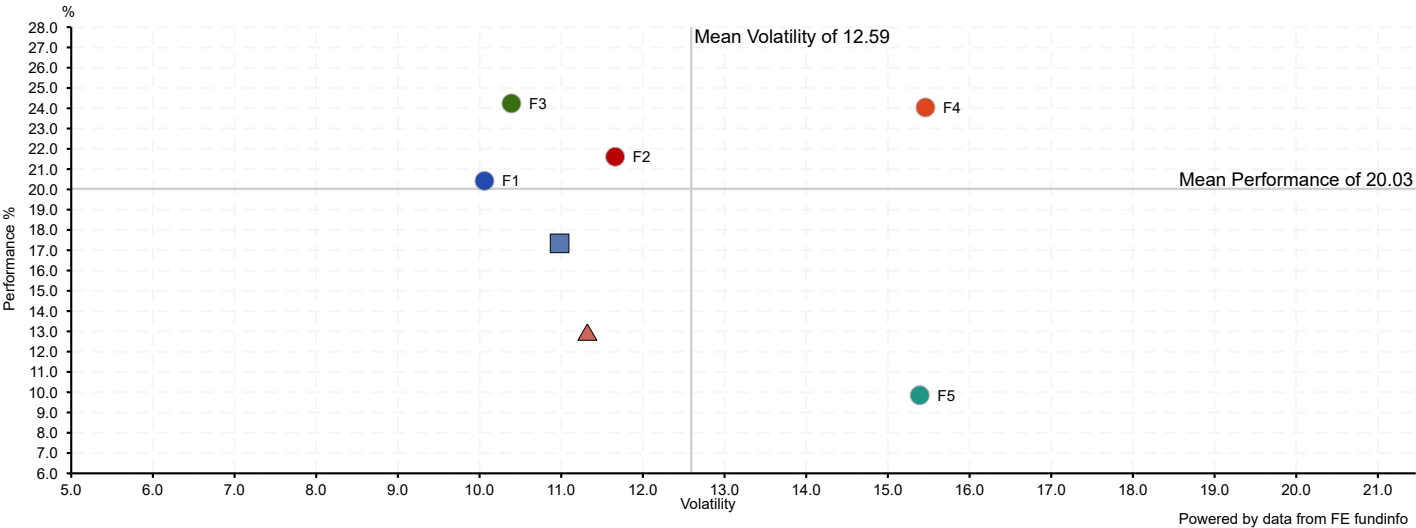
HA Portfolio 5 - 2024

Risk & Return (3 yrs)



The scatter chart and table illustrate the risk, represented by volatility, of your portfolio holdings, the portfolio itself and its benchmark against return, represented by performance. The chart will return performance and volatility over three years to latest month end and in GBP.

Risk & Return Chart of Portfolio Holdings



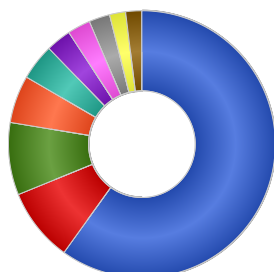
Risk & Return Table of Portfolio Holdings

Portfolio Holdings	% Weight	Performance 3 yrs	Volatility 3 yrs
● F1 HSBC - Global Strategy Adventurous Portfolio C Acc	30.00	20.42	10.06
● F2 Dimensional - World Equity Acc GBP	25.00	21.61	11.66
● F3 Vanguard - LifeStrategy 100% Equity A Shares Acc	25.00	24.24	10.39
● F4 Dimensional - Global Targeted Value Acc GBP	10.00	24.04	15.46
● F5 Vanguard - Global Small-Cap Index Acc GBP	10.00	9.85	15.39
■ Total Portfolio		17.34	10.98
▲ Benchmark - IA Global - Dec 89		12.83	11.32

HA Portfolio 5 - 2024 Portfolio Breakdown

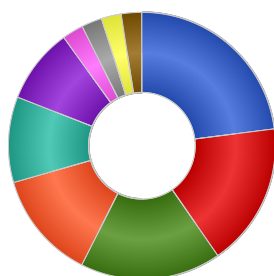
This report illustrates how the portfolio is allocated across asset classes, industrial sectors and major world regions as well as the underlying aggregated portfolio stock holdings.

Asset Allocation



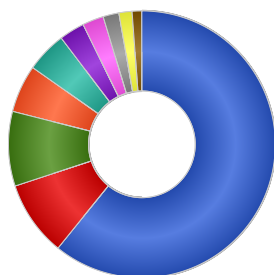
Name	% Weight
North American Equities	59.93
European Equities	8.92
UK Equities	8.77
Japanese Equities	5.77
Asia Pacific Emerging Equities	4.36
Property	3.05
Other International Equities	2.76
Asia Pacific Equities	2.56
Global Emerging Market Equities	1.94
Others	1.95

Sector Allocation



Name	% Weight
Telecom, Media & Technology	22.99
Financials	17.37
Consumer Products	17.09
Industrials	13.12
Basic Materials	10.38
Health Care	9.12
Property	2.57
Utilities	2.48
Real Estate	2.41
Others	2.48

Region Allocation



Name	% Weight
North America	60.82
Europe ex UK	9.12
UK	9.02
Japan	5.79
Pacific Basin	4.92
International	3.07
Not Specified	2.57
Australasia	1.92
Asia Pacific	1.59
Other	1.17

Top 10 Stock Holdings

Name	% Weight
HSBC AMERICAN INDEX INST ACC	9.83
HSBC ETFS PLC - S&P 500 UCITS ETF GBP	5.94
VANGUARD FTSE U.K. ALL SHARE INDEX UNIT TRUST A ACC GBP	4.95
VANGUARD US EQUITY INDEX ACC GBP	4.88
VANGUARD FTSE DEVELOPED WORLD EX-UK EQUITY INDEX ACC GBP	4.83
VANGUARD S&P 500 UCITS ETF G	4.45
HSBC MSCI EMERG MKTS ETF	2.89
HSBC EUROPEAN INDEX INST ACC	2.71
HSBC FTSE EPRA/NAREIT DEVELOPED ETF	2.57
VANGUARD EMERGING MARKETS STOCK INDEX FUND	1.83

Purpose

This document provides you with key information about this investment product. It is not marketing material. The information is required by law to help you understand the nature, risks, costs, potential gains and losses of this product and to help you compare it with other products.

Product

**Global Targeted Value Fund
GBP Accumulation Shares (IE00B2PC0930)**

a sub-fund of Dimensional Funds plc
Manufacturer: Dimensional Ireland Limited
For more information on this product, please call +44 (0)20 3033 3300 or refer to www.dimensional.com.

The Central Bank of Ireland is responsible for supervising Dimensional Ireland Limited in relation to this Key Information Document.
The Global Targeted Value Fund ("Fund") is authorised in Ireland and regulated by the Central Bank of Ireland.
This Fund is managed by Dimensional Ireland Limited.
Dimensional Ireland Limited is authorised in Ireland and regulated by the Central Bank of Ireland.
This document was produced on 12 April 2024.

What is this product?

Type:
This product is a UCITS Fund.

Term:
This Fund is open-ended.

Objectives:
The aim is to increase the value of your investment over the long term and to earn income within the Fund.
The Fund is actively managed which means that the Investment Manager is actively making investment decisions for the Fund. The Fund is not managed in reference to a benchmark.
The Fund primarily invests in shares of smaller companies from developed countries around the world. The Fund invests in shares of smaller sized companies, using a value strategy meaning it invests in the shares of companies where, at the time of purchase, the Investment Manager believes that the share price is low compared to the accounting value of the company.
The composition of the Fund may be adjusted based on considerations such as the number of outstanding shares of public companies that are freely available to the investing public, the tendency of the price of a security/share to continue movement in a single direction, how readily available the shares are to buy and sell, liquidity management, size, value, profitability and investment characteristics.
No more than 20% of the Fund's net assets will be invested in countries that the Investment Manager considers to be emerging markets.

The Fund may use financial contracts or instruments (derivatives) to manage risk, reduce costs or improve returns.
Fund returns are primarily determined by the returns of the securities the Fund invests in, after fees. The performance of an investment in the Fund will be driven by the performance of the equity markets which the Fund focuses on, by the characteristics that the Fund emphasizes—such as exposure to the size, value and profitability premiums—as well as by implementation costs.
Income is not distributed and is rolled up (accumulated) into the value of your investment.
You may sell your investment in the Fund on demand on a daily basis.

Additional Information: We are required to provide you with further documentation and copies of the prospectus (which includes additional information relating to your investment), the latest annual reports and subsequent half-yearly reports (all in English). This and other information (including the latest share prices) are available free of charge at www.dimensional.com.
Depository: State Street Custodial Services (Ireland) Limited.

Intended retail investor:
The Fund is suitable for investors seeking a long-term appreciation of capital and who are prepared to accept a high degree of volatility. It is recommended the Fund should be purchased with advice, but it is also suitable for retail investors with a basic knowledge of financial investments who can purchase the Fund on an execution only basis. As the Fund's investment return is not guaranteed, investors must be able to bear loss of capital.

What are the risks and what could I get in return?

Risk Indicator



The actual risk can vary significantly if you cash in at an early stage and you may get back less.

The summary risk indicator is a guide to the level of risk of this product compared to other products. It shows how likely it is that the product will lose money because of movements in the markets or because we are not able to pay you.
We have classified this product as 5 out of 7, which is a medium-high risk class. This rates the potential losses from future performance at a medium-high level and poor market conditions will likely impact the value of your investment.
Be aware of currency risk. You will receive payments in a different currency, so the final return you will get depends on the exchange rate between the two currencies. This risk is not considered in the indicator shown above.
Additional risks may include loss of principal and fluctuating value. For more detail about the risks related to this product, please see the prospectus available at www.dimensional.com.
This product does not include any protection from future market performance so you could lose some or all of your investment.

Performance scenarios

The figures shown include all the costs of the product itself, but may not include all the costs that you pay to your advisor or distributor. The figures do not take into account your personal tax situation, which may also affect how much you get back.

What you will get from this product depends on future market performance. Market developments in the future are uncertain and cannot be accurately predicted.

The unfavourable, moderate, and favourable scenarios shown are illustrations using the worst, average, and best performance of the Global Targeted Value Fund over the last 12 years.

The stress scenario shows what you might get back in extreme market circumstances.

Recommended Holding Period: 7 years			
Investment: GBP 10,000			
Scenarios You could lose some or all of your investment.		If you exit after 1 year	If you exit after 7 years (recommended holding period)
Stress	What you might get back after costs Average return each year	920 GBP -90.77%	410 GBP -36.57%
Unfavourable¹	What you might get back after costs Average return each year	7,300 GBP -27.03%	10,270 GBP 0.38%
Moderate²	What you might get back after costs Average return each year	10,790 GBP 7.90%	18,520 GBP 9.20%
Favourable³	What you might get back after costs Average return each year	17,200 GBP 71.98%	23,050 GBP 12.67%

¹ This type of scenario occurred for an investment between February 2023 and February 2024.

² This type of scenario occurred for an investment between May 2015 and May 2022.

³ This type of scenario occurred for an investment between July 2012 and July 2019.

What happens if Dimensional Ireland Limited is unable to pay out?

The assets of the Fund are held in safekeeping by its depositary, State Street Custodial Services (Ireland) Limited. In the event of the insolvency of Dimensional Ireland Limited, the Fund's assets in the safekeeping of the depositary will not be affected. However, in the event of the depositary's insolvency, or someone acting on its behalf, the Fund may suffer a financial loss. The risk is mitigated to a certain extent by the fact the depositary is required by law and regulation to segregate its own assets from the assets of the Fund. The depositary will also be liable to the Fund and the investors for any loss arising from, among other things, its negligence, fraud, or intentional failure to properly fulfill its obligations (subject to certain limitations). There is no compensation or guarantee scheme protecting you from a default of the Fund's depositary.

What are the costs?

The person advising on or selling you this product may charge you other costs. If so, this person will provide you with information about these costs and how they affect your investment.

Costs over time

The tables show the amounts that are taken from your investment to cover different types of costs. These amounts depend on how much you invest, how long you hold the product and how well the product does. The amounts shown here are illustrations based on an example investment amount and different possible investment periods.

We have assumed, in the first year you would get back the amount that you invested (0 % annual return). For the other holding period, we have assumed the fund performs as shown in the moderate scenario and the investment is GBP 10,000.

Investment: GBP 10,000	If you exit after 1 year	If you exit after 7 years
Total costs	50 GBP	612 GBP
Annual cost impact (*)	0.5%	0.5%

(*) This illustrates how costs reduce your return each year over the holding period. For example it shows that if you exit at the recommended holding period your average return per year is projected to be 9.7% before costs and 9.2% after costs.

The illustration is produced using a required methodology (which includes using data from an appropriate proxy where there is insufficient historical data available for the Fund) and provides only a projection, such that it may not accurately predict what the actual annual costs and returns of the Fund will be.

Composition of costs

One-off costs upon entry or exit		If you exit after 1 year
Entry costs	We do not charge an entry fee.	0 GBP
Exit costs	We do not charge an exit fee for this product, but the person selling you the product may do so.	0 GBP
Ongoing costs taken each year		If you exit after 1 year
Management fees and other administrative or operating costs	0.4% of the value of your investment per year. This is an estimate based on actual costs over the last year.	44 GBP
Transaction costs	0.1% of the value of your investment per year. This is an estimate of the costs incurred when we buy and sell the underlying investments for the product. The actual amount will vary depending on how much we buy and sell.	6 GBP
Incidental costs taken under specific conditions		If you exit after 1 year
Performance fees	There is no performance fee for this product.	0 GBP

How long should I hold it and can I take money out early?**Recommended holding period: 7 years**

As the Fund is intended for long-term investors, we recommend that you hold this investment for at least 7 years based on the investment policy of the Fund.

You can request to take out some or all of your money at any time. You can typically request to buy or sell shares in the Fund on any Business Day (as set out in the Fund's prospectus).

If you cash in at an early stage this will increase the risk of lower investment returns or a loss.

How can I complain?

If you have any complaints, please contact the Compliance Officer. Complaints can be lodged via the following methods:

i. Phone: +353 (0)1 669 8500

ii. E-mail: complaints@dimensional.com

iii. Mail: Dimensional Ireland Limited, 3 Dublin Landings, North Wall Quay, Dublin 1, Ireland

iv. Online: <https://www.dimensional.com/legal-document-centre-for-investors>

Other relevant information

Past Performance & Performance Scenarios: Please visit <https://www.dimensional.com/PRIPS-Performance> to view the fund's historical performance and previous performance scenarios. Any past performance data presented will be for up to 10 calendar years from the date of the launch of a share class. No performance data will be presented for a share class that does not yet have performance data for one complete calendar year as there would be insufficient data to provide a useful indication of past performance to retail investors.

Purpose

This document provides you with key information about this investment product. It is not marketing material. The information is required by law to help you understand the nature, risks, costs, potential gains and losses of this product and to help you compare it with other products.

Product

World Equity Fund
GBP Accumulation Shares (IE00B3Z8MM50)

a sub-fund of Dimensional Funds plc
Manufacturer: Dimensional Ireland Limited

For more information on this product, please call +44 (0)20 3033 3300 or refer to www.dimensional.com.

The Central Bank of Ireland is responsible for supervising Dimensional Ireland Limited in relation to this Key Information Document. The World Equity Fund ("Fund") is authorised in Ireland and regulated by the Central Bank of Ireland. This Fund is managed by Dimensional Ireland Limited. Dimensional Ireland Limited is authorised in Ireland and regulated by the Central Bank of Ireland. This document was produced on 12 April 2024.

What is this product?

Type:
This product is a UCITS Fund.

Term:
This Fund is open-ended.

Objectives:
The aim is to increase the value of your investment over the long term and to earn income within the Fund.
The Fund is actively managed which means that the Investment Manager is actively making investment decisions for the Fund. The Fund is not managed in reference to a benchmark.
The Fund primarily invests in shares of companies traded in developed and/or emerging markets.
The Fund generally has a greater allocation to shares of smaller sized companies and value companies as compared to their representation in the general equity market universe. Value companies are those where, at the time of purchase, the Investment Manager believes that the share price is low compared to the accounting value of the company. The Fund may invest up to 20% of its net assets in emerging markets countries.
The composition of the Fund may be adjusted based on considerations such as the number of outstanding shares of public companies that are freely available to the investing public, the tendency of the price of a security/share to continue movement in a single direction, how readily available the shares are to buy and sell, liquidity management, size, value, profitability and investment characteristics.

The Fund may use financial contracts or instruments (derivatives) to manage risk, reduce costs or improve returns.
Fund returns are primarily determined by the returns of the securities the Fund invests in, after fees. The performance of an investment in the Fund will be driven by the performance of the equity markets which the Fund focuses on, by the characteristics that the Fund emphasizes—such as exposure to the size, value and profitability premiums—as well as by implementation costs.
Income is not distributed and is rolled up (accumulated) into the value of your investment.
You may sell your investment in the Fund on demand on a daily basis.

Additional Information: We are required to provide you with further documentation and copies of the prospectus (which includes additional information relating to your investment), the latest annual reports and subsequent half-yearly reports (all in English). This and other information (including the latest share prices) are available free of charge at www.dimensional.com.

Depository: State Street Custodial Services (Ireland) Limited.

Intended retail investor:
The Fund is suitable for investors seeking a long-term appreciation of capital and who are prepared to accept a high degree of volatility. It is recommended the Fund should be purchased with advice, but it is also suitable for retail investors with a basic knowledge of financial investments who can purchase the Fund on an execution only basis. As the Fund's investment return is not guaranteed, investors must be able to bear loss of capital.

What are the risks and what could I get in return?

Risk Indicator



The actual risk can vary significantly if you cash in at an early stage and you may get back less.

The summary risk indicator is a guide to the level of risk of this product compared to other products. It shows how likely it is that the product will lose money because of movements in the markets or because we are not able to pay you.
We have classified this product as 4 out of 7, which is a medium risk class. This rates the potential losses from future performance at a medium level and poor market conditions could impact the value of your investment.

Be aware of currency risk. You will receive payments in a different currency, so the final return you will get depends on the exchange rate between the two currencies. This risk is not considered in the indicator shown above.

Additional risks may include loss of principal and fluctuating value. For more detail about the risks related to this product, please see the prospectus available at www.dimensional.com.
This product does not include any protection from future market performance so you could lose some or all of your investment.

Performance scenarios

The figures shown include all the costs of the product itself, but may not include all the costs that you pay to your advisor or distributor. The figures do not take into account your personal tax situation, which may also affect how much you get back.

What you will get from this product depends on future market performance. Market developments in the future are uncertain and cannot be accurately predicted.

The unfavourable, moderate, and favourable scenarios shown are illustrations using the worst, average, and best performance of the World Equity Fund over the last 10 years.

The stress scenario shows what you might get back in extreme market circumstances.

Recommended Holding Period: 5 years			
Investment: GBP 10,000			
Scenarios You could lose some or all of your investment.		If you exit after 1 year	If you exit after 5 years (recommended holding period)
Stress	What you might get back after costs Average return each year	1,190 GBP -88.14%	1,010 GBP -36.72%
Unfavourable¹	What you might get back after costs Average return each year	8,500 GBP -15.05%	11,000 GBP 1.93%
Moderate²	What you might get back after costs Average return each year	10,700 GBP 6.96%	15,620 GBP 9.33%
Favourable³	What you might get back after costs Average return each year	14,900 GBP 49.04%	18,790 GBP 13.45%

¹ This type of scenario occurred for an investment between January 2023 and February 2024.

² This type of scenario occurred for an investment between May 2014 and May 2019.

³ This type of scenario occurred for an investment between April 2016 and April 2021.

What happens if Dimensional Ireland Limited is unable to pay out?

The assets of the Fund are held in safekeeping by its depositary, State Street Custodial Services (Ireland) Limited. In the event of the insolvency of Dimensional Ireland Limited, the Fund's assets in the safekeeping of the depositary will not be affected. However, in the event of the depositary's insolvency, or someone acting on its behalf, the Fund may suffer a financial loss. The risk is mitigated to a certain extent by the fact the depositary is required by law and regulation to segregate its own assets from the assets of the Fund. The depositary will also be liable to the Fund and the investors for any loss arising from, among other things, its negligence, fraud, or intentional failure to properly fulfill its obligations (subject to certain limitations). There is no compensation or guarantee scheme protecting you from a default of the Fund's depositary.

What are the costs?

The person advising on or selling you this product may charge you other costs. If so, this person will provide you with information about these costs and how they affect your investment.

Costs over time

The tables show the amounts that are taken from your investment to cover different types of costs. These amounts depend on how much you invest, how long you hold the product and how well the product does. The amounts shown here are illustrations based on an example investment amount and different possible investment periods.

We have assumed, in the first year you would get back the amount that you invested (0 % annual return). For the other holding period, we have assumed the fund performs as shown in the moderate scenario and the investment is GBP 10,000.

Investment: GBP 10,000	If you exit after 1 year	If you exit after 5 years
Total costs	38 GBP	282 GBP
Annual cost impact (*)	0.4%	0.4%

(*) This illustrates how costs reduce your return each year over the holding period. For example it shows that if you exit at the recommended holding period your average return per year is projected to be 9.7% before costs and 9.3% after costs.

The illustration is produced using a required methodology (which includes using data from an appropriate proxy where there is insufficient historical data available for the Fund) and provides only a projection, such that it may not accurately predict what the actual annual costs and returns of the Fund will be.

Composition of costs

One-off costs upon entry or exit		If you exit after 1 year
Entry costs	We do not charge an entry fee.	0 GBP
Exit costs	We do not charge an exit fee for this product, but the person selling you the product may do so.	0 GBP
Ongoing costs taken each year		If you exit after 1 year
Management fees and other administrative or operating costs	0.4% of the value of your investment per year. This is an estimate based on actual costs over the last year.	35 GBP
Transaction costs	0.0% of the value of your investment per year. This is an estimate of the costs incurred when we buy and sell the underlying investments for the product. The actual amount will vary depending on how much we buy and sell.	3 GBP
Incidental costs taken under specific conditions		If you exit after 1 year
Performance fees	There is no performance fee for this product.	0 GBP

How long should I hold it and can I take money out early?**Recommended holding period: 5 years**

As the Fund is intended for long-term investors, we recommend that you hold this investment for at least 5 years based on the investment policy of the Fund.

You can request to take out some or all of your money at any time. You can typically request to buy or sell shares in the Fund on any Business Day (as set out in the Fund's prospectus).

If you cash in at an early stage this will increase the risk of lower investment returns or a loss.

How can I complain?

If you have any complaints, please contact the Compliance Officer. Complaints can be lodged via the following methods:

i. Phone: +353 (0)1 669 8500

ii. E-mail: complaints@dimensional.com

iii. Mail: Dimensional Ireland Limited. 3 Dublin Landings, North Wall Quay, Dublin 1, Ireland

iv. Online: <https://www.dimensional.com/legal-document-centre-for-investors>

Other relevant information

Additional Information: The representative and the paying agent in Switzerland is State Street Bank International GmbH, Munich, Zurich Branch, Beethovenstrasse 19, 8027 Zurich. The prospectus for Switzerland, the key information documents, the articles of association as well as the annual and half yearly reports may be obtained free of charge, upon request, from the representative in Switzerland.

Past Performance & Performance Scenarios: Please visit <https://www.dimensional.com/PRILPS-Performance> to view the fund's historical performance and previous performance scenarios. Any past performance data presented will be for up to 10 calendar years from the date of the launch of a share class. No performance data will be presented for a share class that does not yet have performance data for one complete calendar year as there would be insufficient data to provide a useful indication of past performance to retail investors.

Non-UCITS retail scheme Key Investor Information

This document provides you with key investor information about this Fund. It is not marketing material. The information is required by law to help you understand the nature and the risks of investing in this Fund. You are advised to read it so you can make an informed decision about whether to invest.

Global Strategy Adventurous Portfolio

a sub-fund of HSBC OpenFunds, (the "OEIC");
managed by HSBC Asset Management (Fund Services UK) Limited

Class: Accumulation C
ISIN: GB00BYVXBH99

Explanations of terms shown within the objectives and policy in bold, can be found within the glossary on the HSBC Global Asset Management (UK) Limited website: <http://www.assetmanagement.hsbc.com>.

Objectives and Investment Policy

- The Fund aims to provide **growth** in line with its risk profile in the long term, which is a period of 5 years or more.
- This is one of a range of **actively managed** Global Strategy Portfolios offered at five different risk levels. The Fund is rated as 5, where 1 is a lower level of risk and 5 is a higher level of risk.
- The level of risk stated is to allow investors to compare the risk relative to other Global Strategy Portfolios. This differs from the Risk and reward profile below, which we are required to provide by regulation and which allows investors to compare the risk for different types of funds.
- As the Fund is managed with the aim of maximising **returns** in line with its long term risk profile any potential **returns** are likely to be limited by the risk profile of the Fund.
- To achieve its objective the Fund will invest a minimum of 80% in other funds, including funds which aim to track the performance of **market indices**. The other funds will in turn invest in a range of asset types such as shares of companies (**equities**), **bonds** and property that make up the index. The Fund will be invested across global markets and typically the Fund will have a bias towards asset classes that focus on **equities**.
- The other funds that the Fund invests in will, where possible, be those managed by the **HSBC Group**. Where this isn't possible the Fund may invest in funds managed by other fund providers.
- The Fund may invest up to 20% of its value directly in asset types such as **bonds** where the investment objective can be more efficiently achieved, as well as cash.
- The Fund aims to meet its objective with a focus on lower ongoing charges. This is taken into consideration when deciding which asset classes the Fund will invest in and how the Fund achieves exposure to those asset types.
- The **asset allocation** of each fund in the range reflects the risk level. Under typical market conditions, the **asset allocation** of the Fund will be as follows: **Equities**: 75%-100%, **Bonds**: 0%-25%, Other asset types, including cash: 0%-25%. These percentages will fluctuate based upon market movement and adjustments to the **asset allocation** to enable the Fund to meet its aim.


Use of Benchmarks

- The Fund is actively managed in line with its risk profile instead of being managed with reference to a benchmark. The performance of the Fund is compared against the performance of funds that are part of the Morningstar Allocation 80%+ Equity Category, with both **returns** and **volatility** considered in the comparison.

Use of Derivatives

- The Fund may invest in different types of **derivatives** for **efficient portfolio management** purposes, including **hedging**, and for broader investment purposes to help the Fund meet its objective. In particular **derivatives** will be used to reduce or increase the Fund's exposure to different types of assets and to reduce the risk associated with movements in the rate of exchange between Sterling and other currencies in which the Fund's assets may be held. The Fund does not intend to use **derivatives** extensively and their use will be consistent with the risk profile of the Fund.
- Income is reinvested.
- You may sell your investment on any business day by contacting the administrator before the dealing deadline at 12pm.
- Recommendation: this Fund may not be appropriate for investors who plan to withdraw their money within a period of 5 years.

Risk and Reward Profile



The risk and reward indicator is based on historical data and may not be a reliable indication of the future risk profile of the Fund.

The risk and reward category shown is not guaranteed to remain unchanged and may shift over time. The lowest category does not mean a risk-free investment.

Why is this Fund in this specific category?

This Fund is classified in category 5 because its price or simulated data has shown medium to high fluctuations historically.

Material risks not fully captured by the Risk and Reward Indicator:

- Counterparty Risk** The possibility that the counterparty to a transaction may be unwilling or unable to meet its obligations.
- Credit Risk** A bond or money market security could lose value if the issuer's financial health deteriorates.
- Default Risk** The issuers of certain bonds could become unwilling or unable to make payments on their bonds.
- Derivatives Risk** Derivatives can behave unexpectedly. The pricing and volatility of many derivatives may diverge from strictly reflecting the pricing or volatility of their underlying reference(s), instrument or asset.
- Emerging Markets Risk** Emerging markets are less established, and often more volatile, than developed markets and involve higher risks, particularly market, liquidity and currency risks.
- Exchange Rate Risk** Changes in currency exchange rates could reduce or increase investment gains or investment losses, in some cases significantly.
- Interest Rate Risk** When interest rates rise, bond values generally fall. This risk of this happening is generally greater the longer the maturity of a bond investment and the higher its credit quality.
- Investment Fund Risk** Investing in other funds involves certain risks an investor would not face if investing in markets directly. Governance of underlying assets can be the responsibility of third-party managers.
- Investment Leverage Risk** Investment Leverage occurs when the economic exposure is greater than the amount invested, such as when derivatives are used. A Fund that employs leverage may experience greater gains and/or losses due to the amplification effect from a movement in the price of the reference source.
- Liquidity Risk** Liquidity is a measure of how easily the Fund's holdings can be quickly converted to cash. The value of the Fund's holdings may be significantly impacted by liquidity risk during adverse market conditions.
- Operational Risk** Operational errors may affect transactions, valuation, accounting, financial reporting and other processes relating to the Fund.

Charges

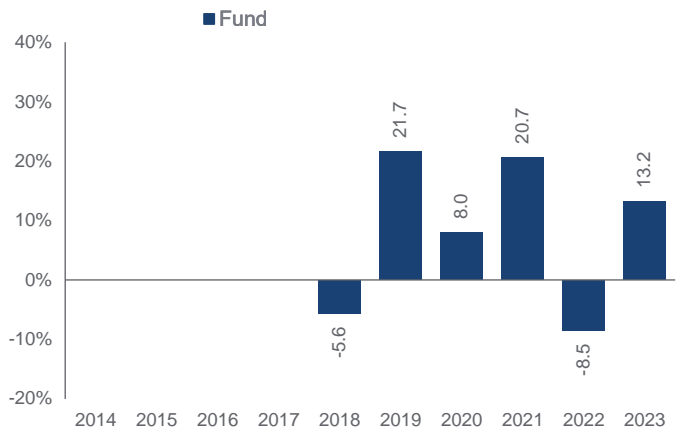
The charges you pay are used to pay the running costs of the Fund, including the marketing and distribution costs. These charges reduce the potential growth of the investment.

One-off charges taken before or after you invest	
Entry charge	0.00%
Exit charge	0.00%
This is the maximum that might be taken out of your money before it is invested or before the proceeds of your investment are paid out.	
Charges taken from the Fund over a year	
Ongoing charge	0.22%
Charges taken from the Fund under certain specific conditions	
Performance fee	None

- The entry and exit charges shown are the maximum that may be charged. In some cases you may pay less. You can obtain the actual charges from your financial adviser.
- A conversion charge may be payable.
- The ongoing charges figure shown here is an estimate of the charges. The ongoing charges figure shown is an estimate due to a material change in the fee structure. The Fund's annual report for each financial year will include detail on the exact charges made.

Further information on Charges can be found in the "Fees and Expenses" section of the Fund's Prospectus.

Past Performance



- Past performance is not a guide to future performance; the value of your investment and any income from it can go down as well as up.
- Performance returns are based on the net asset value with distributable income reinvested. Past performance takes account of all ongoing charges but not entry, exit or conversion charges.
- The past performance of this share class is calculated in GBP.
- The Fund was launched on 23 August 2017.

Practical Information

Depository
State Street Trustees Limited.

Further information
Further information about the OEIC including the latest Prospectus, latest published prices of shares, annual report and half yearly report may be obtained free of charge, in English, from the Administrator, HSBC Asset Management (Fund Services UK) Limited, Sunderland SR43 4BF or by visiting www.assetmanagement.hsbc.com. The most recent Prospectus is available in English. This document describes a single share class of the OEIC. The Prospectus, annual and half yearly reports are prepared for the entire OEIC.

Share classes
Other share classes are available, as detailed in the Prospectus. It is possible to convert your shares into a different share class or switch your shares into a different Fund within the OEIC. Details of how to do this are in the Prospectus (please note an initial charge may apply).

Remuneration Policy
The Remuneration Policy of the Authorised Corporate Director, which describes the remuneration practices and governance arrangements for UCITS and AIFMD Authorised entities, is available at www.assetmanagement.hsbc.com (please select "About Us" then "Our Governance" then "Remuneration Practices and Governance Arrangements for UCITS and AIFMD Authorised Entities") or on request free of charge from the Administrator.

Tax
UK tax legislation may have an impact on your personal position.

Segregated liability
The OEIC is an umbrella investment company with segregated liability between Funds. This means that the holdings of one Fund are kept separate from the holdings of the other Funds and your investment in the Fund cannot be used to pay the liabilities of any other Fund.

Purpose

This document provides you with key information about this investment Fund. It is not marketing material. The information is required by law to help you understand the nature, risks, costs, potential gains and losses of this Fund and to help you compare it with other funds.

Product

Product: Vanguard Global Small-Cap Index Fund (the "Fund") - GBP Acc IE00B3X1NT05

Vanguard Group (Ireland) Limited ("VGIL")

Call +44 207 489 4305 for more information - <https://global.vanguard.com> - This Key Information Document is dated 10/12/2024.

The Central Bank of Ireland (the "Central Bank") is responsible for supervising VGIL in relation to this Key Information Document.

The Fund is authorised in Ireland and has been registered for sale in other EEA Member States.

VGIL is authorised in EEA Member States and regulated by the Central Bank.

You are about to purchase a Fund that is not simple and may be difficult to understand.

What is this product?

Type: The Fund is a sub-fund of Vanguard Investment Series plc ("VIS"), a UCITS authorised by the Central Bank of Ireland.

Term: The Fund has no fixed maturity date, however it may be terminated in certain circumstances as described in the prospectus of VIS (the "Prospectus") including if the net asset value of the Fund falls below US\$100 million or its equivalent in another currency.

Objectives: The Fund employs a passive management – or indexing – investment approach, through physical acquisition of securities, and seeks to provide long-term capital growth by tracking the performance of the MSCI World Small Cap Index (the "Index").

The Index is comprised of small-sized company stocks in developed markets.

The Fund attempts to:

1. Track the performance of the Index by investing through physical acquisition in all constituent securities of the Index in the same proportion as the Index. Where not practicable to fully replicate, the Fund will use a sampling process.
2. Remain fully invested except in extraordinary market, political or similar conditions where the Fund may temporarily depart from this investment policy to avoid losses.

The Fund invests in securities which are denominated in currencies other than the base currency. Movements in currency exchange rates can affect the return of investments.

The Fund may engage in short term secured lending of its investments to certain eligible third parties. This is used as a means of generating additional income and to off-set the costs of the Fund.

While the Fund is expected to track the Index as closely as possible, it typically will not match the performance of the targeted Index exactly, due to various factors such as expenses to be paid by the Fund and regulatory constraints. Details of these factors and the anticipated tracking error of the Fund are set out in the Prospectus.

The Fund may use derivatives in order to reduce risk or cost and/or generate extra income or growth. A derivative is a financial contract whose value is based on the value of a financial asset (such as a share, bond, or currency) or a market index.

Subject to certain exceptions set out in the Prospectus, Shares in the Fund can be bought or sold or exchanged on a daily basis (save on certain bank / public holidays and subject to certain restrictions described in Appendix 1 of the Prospectus or in a separate Supplement) by submitting an application in writing. A list of the days on which shares in the Fund cannot be bought or sold is available on

<https://fund-docs.vanguard.com/holiday-calendar-vanguard-investment-series-plc-irish-funds.pdf>

Income from the Fund will be reinvested and reflected in the price of shares in the Fund.

VIS is an umbrella fund with segregated liability between sub-funds. This means that the holdings of the Fund are maintained separately under Irish law from holdings of other sub-funds of VIS and your investment in the Fund will not be affected by any claims against any other sub-fund of VIS.


Intended retail investor: The Fund is available to a wide range of investors seeking access to a portfolio managed in accordance with a specific investment objective and policy.

The VIS depositary is Brown Brothers Harriman Trustee Services (Ireland) Limited.

You can obtain copies of the Prospectus and the latest annual and semi-annual report and accounts for Vanguard Investment Series plc ("VIS"), along with the latest published prices of shares and other practical information on the Fund from Vanguard Investment Series plc c/o Brown Brothers Harriman Fund Administration Services (Ireland) Limited, 30 Herbert Street, Dublin 2, D02 W329, Ireland or from our website at <https://global.vanguard.com>. These documents are available in English only. The documents are available in English and are free of charge.

What are the risks and what could I get in return?

Risk Indicator



The risk indicator assumes you keep the Fund for 5 years. The actual risk can vary significantly if you cash in at an early stage and you may get back less.

The summary risk indicator is a guide to the level of risk of this Fund compared to other Funds. It shows how likely it is that the Fund will lose money because of movements in the markets or because we are not able to pay you.

We have classified this Fund as 4 out of 7, which is a medium risk class. This rates the potential losses from future performance at a medium level, and poor market conditions could impact the Fund's capacity to pay you.

Be aware of currency risk. You may receive payments in a different currency to the base currency of the Fund, so the final return you will get depends on the exchange rate between the two currencies. This risk is not considered in the indicator shown above.

Beside the market risks included in the risk indicator, other risks may affect the Fund, including counterparty, index tracking sampling and investment risks.

For further information on risks please see the "Risk Factors" section of the Prospectus on our website at <https://global.vanguard.com>

This Fund does not include any protection from future market performance so you could lose some or all of your investment.

The value of equities and equity-related securities can be affected by daily stock market movements. Other influential factors include political events, economic news, company earnings and significant corporate events.

Performance Scenarios

What you will get from this Fund depends on future market performance. Market developments in the future are uncertain and cannot be accurately predicted.

The unfavourable, moderate, and favourable scenarios shown are illustrations using the worst, average, and best performance of the product over the last 10 years. Markets could develop very differently in the future.

Recommended holding period:		5 years	
Example Investment:		GBP 10,000	
		If you exit after 1 year	If you exit after 5 years
Scenarios			
Minimum	There is no minimum guaranteed return if you exit before 5 years. You could lose some or all of your investment.		
Stress	What you might get back after costs	GBP 1,610	GBP 1,710
	Average return each year	-83.90%	-29.76%
Unfavourable	What you might get back after costs	GBP 8,140	GBP 10,150
	Average return each year	-18.60%	0.30%
Moderate	What you might get back after costs	GBP 10,690	GBP 14,630
	Average return each year	6.90%	7.91%
Favourable	What you might get back after costs	GBP 16,280	GBP 20,140
	Average return each year	62.80%	15.03%

The figures shown include all the costs of the Fund itself, but may not include all the costs that you pay to your advisor or distributor. The figures do not take into account your personal tax situation, which may also affect how much you get back.

The stress scenario shows what you might get back in extreme market circumstances.

This Fund cannot be easily cashed in.

Unfavourable scenario: This type of scenario occurred for an investment between 2021 and 2024.

Moderate scenario: This type of scenario occurred for an investment between 2019 and 2024.

Favourable scenario: This type of scenario occurred for an investment between 2016 and 2021.

What happens if VGIL is unable to pay out?

The assets of the Fund are held in safekeeping by its depositary. In the event of the insolvency of VGIL, the Fund's assets in the safekeeping of the depositary will not be affected. However, in the event of the depositary's insolvency, or someone acting on its behalf, the Fund may suffer a financial loss. This risk is mitigated to a certain extent by the fact the depositary is required by law and regulation to segregate its own assets from the assets of the Fund. The depositary will also be liable to the Fund and the investors for any loss arising from, among other things, its negligence, fraud or intentional failure to properly fulfil its obligations (subject to certain limitations).

There is no compensation or guarantee scheme protecting you from a default of the Fund's depositary.

What are the costs?

The person advising on or selling you the Fund may charge you other costs. If so, this person will provide you with information about these costs and how they affect your investment.

Costs over Time

The tables show the amounts that are taken from your investment to cover different types of costs. These amounts depend on how much you invest, how long you invest in the Fund and how well the Fund does. The amounts shown here are illustrations based on an example investment amount and different possible investment periods.

We have assumed:

- In the first year you would get back the amount that you invested (0% annual return). For the other holding periods we have assumed the Fund performs as shown in the moderate scenario

- GBP 10,000 per year is invested.

	If you exit after 1 year	If you exit after 5 years
Total costs	GBP 45	GBP 303
Annual cost impact (*)	0.5%	0.4% each year

(*) This illustrates how costs reduce your return each year over the holding period. For example it shows that if you exit at the recommended holding period your average return per year is projected to be 8.3 % before costs and 7.9 % after costs.

We may share part of the costs with the person selling you the Fund to cover the services they provide to you. They will inform you of the amount.

Composition of Costs

One-off costs upon entry or exit		If you exit after 1 year
Entry costs	The Fund does not charge an entry fee.	GBP 0
Exit costs	The Fund does not charge an exit fee, but the person selling you the Fund may do so.	GBP 0
Ongoing costs taken each year		
Management fees and other administrative or operating costs	0.30% of the value of your investment p.a. This is an estimate based on actual costs over the last year and takes account of any known future changes.	GBP 30
Transaction costs	0.15% of the value of your investment per year. This is an estimate of the costs incurred when we buy and sell the underlying investments for the Fund. The actual amount will vary depending on how much we buy and sell.	GBP 15
Incidental costs taken under specific conditions		
Performance fees	There is no performance fee for this Fund.	GBP 0

How long should I hold it and can I take money out early?

Recommended holding period: 5 years

The Fund is appropriate for long-term investment. You should have an investment horizon of at least 5 years.

No redemption fees are imposed in respect of redemptions, however, the Fund may use swing pricing in order to mitigate the effects of dilution on a particular Dealing Day.

How can I complain?

A Shareholder who is not satisfied with their experience as an investor in the Fund is entitled to bring a complaint to the Fund in accordance with the applicable complaints handling policy. Should you wish to lodge a complaint about a Vanguard product or our service, please contact: Brown Brothers Harriman Fund Administration Services (Ireland) Limited, 30 Herbert Street, Dublin 2, D02 W329. Ireland. Telephone: 00353 1241 7144 Fax: 00353 12417146 or vanguard.ta@BBH.com with details of your grievance. Please also be aware that there may be collective redress mechanisms or separate ombudsman arrangements available in your country. <https://global.vanguard.com/>

Other relevant information

You can find information related to the past performance of the Fund for up to 10 years of data at:

- https://docs.data2report.lu/documents/KID_PP/KID_annex_PP_Vanguard_IE00B3X1NT05_en.pdf.

- https://docs.data2report.lu/documents/KID_PS/KID_annex_PS_Vanguard_IE00B3X1NT05_en.pdf.

Details of VGIL's Remuneration Policy are available at <https://www.ie.vanguard/content/dam/intl/europe/documents/ch/en/ucits-v-remuneration-policy.pdf>, including: (a) a description of how remuneration and benefits are calculated; and (b) the identities of persons responsible for awarding remuneration and benefits. A paper copy of these details may be obtained, free of charge, on request from VGIL at 70 Sir John Rogerson's Quay, Dublin 2, Ireland. Liability: VGIL may be held liable solely on the basis of any statement contained in this document that is misleading, inaccurate or inconsistent with the relevant parts of the Prospectus. Tax: VIS is subject to the tax laws of Ireland. Depending on your country of residence, this may have an impact on your personal tax position. You are recommended to consult your professional tax adviser.

Key Investor Information

This document provides you with key investor information about this fund. It is not marketing material. The information is required by law to help you understand the nature and the risks of investing in this fund. You are advised to read it so you can make an informed decision about whether to invest.

Vanguard LifeStrategy® 100% Equity Fund (the "Fund")

A sub-fund of Vanguard LifeStrategy® Funds ICVC

A GBP Accumulation Shares

ISIN: GB00B41XG308

Authorised Corporate Director: Vanguard Investments UK, Limited ("VIUK")

Objectives and investment policy

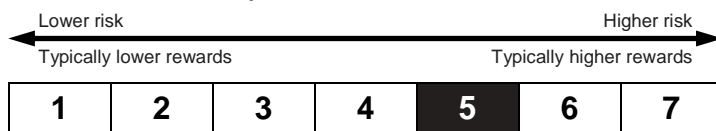
- The Fund seeks to hold investments that will pay out money and increase in value through exposure to a diversified portfolio comprising approximately 100% shares.
- The Fund will seek to achieve its investment objective by investing more than 90% of its assets in passive funds that track an index, which are managed or operated by the ACD or its associates ("Associated Schemes").
- The Fund will have exposure (through its investment in Associated Schemes) to shares of UK companies and non-UK companies (including companies in emerging markets, which are countries that are progressing toward becoming advanced, usually shown by some development in financial markets, the existence of some form of stock exchange and a regulatory body). The UK will generally form one of the largest single country exposures for shares.
- The Fund may also invest directly in transferable securities, money market instruments and deposits. Transferable securities are instruments such as shares, bonds and other similar fixed income investments (which will generally be components of the indices tracked by the Associated Schemes in which the Fund invests). Money market instruments are investments usually issued by banks or governments that are a short term loan to the issuer by the buyer. The buyer receives interest and the return of the original amount at the end of a certain period.
- The Fund is actively managed in that the Investment Adviser has discretion in respect of the Associated Schemes in which the Fund may invest and the allocations to them, each of which may change over time. The Investment Adviser manages the Fund through the pre-determined exposure to shares and bonds (and other similar fixed income investments), as detailed above.
- The Fund attempts to remain fully invested and hold small amounts of cash

except in extraordinary market, political or similar conditions where the Fund may temporarily depart from this investment policy to avoid losses.

- The Fund may use derivatives in order to reduce risk or cost and/or generate extra income or growth (known as "efficient portfolio management"). A derivative is a financial contract whose value is based on the value of a financial asset (such as a share, bond, or currency) or a market index.
- The currency of the share class is GBP.
- The Fund invests in securities which are denominated in currencies other than the share class currency. Movements in currency exchange rates can affect the return of investments.
- The Fund is appropriate for long-term investment. You should have an investment horizon of at least 5 years.
- Income from the Fund will be reinvested and reflected in the price of shares in the Fund.
- Portfolio transaction costs will have an impact on performance.
- Shares in the Fund can be bought or sold on a daily basis (save on certain bank holidays or public holidays and subject to certain restrictions described in Appendix 1 of the Prospectus). A list of the days on which shares in the Fund cannot be bought or sold is available on: <https://fund-docs.vanguard.com/Vanguard-LifeStrategy-Funds-ICVC.pdf>

For further information about the objectives and investment policy of the Fund, please see Appendix 1 of the Vanguard LifeStrategy Funds ICVC Prospectus (the "Prospectus") on our website at <https://global.vanguard.com>

Risk and reward profile



- This indicator is based on historical data and may not be a reliable indication of the future risk profile of the Fund.
- The risk category shown is not guaranteed and may change over time.
- The lowest category does not mean "risk free".
- The Fund is rated 5 due to the nature of its investments which include the risks listed below. These factors may impact the value of the Fund's investments or expose the Fund to losses.
 - The value of equities and equity-related securities can be affected by daily stock market movements. Other influential factors include political, economic news, company earnings and significant corporate events.
 - Movements in currency exchange rates can adversely affect the return of your investment.
 - Emerging markets are generally more sensitive to economic and political conditions than developed markets. Other factors include greater Liquidity

Risk', restrictions on investment or transfers of assets and failed/delayed delivery of securities or payments to the Fund.

- Investment risk is concentrated in specific sectors, countries, currencies or companies. This means the Fund is more sensitive to any localised economic, market, political or regulatory events.

The risk and reward indicator does not take account of the following risks of investing in the Fund:

- Counterparty risk. The insolvency of any institutions providing services such as safekeeping of assets or acting as counterparty to derivatives or other instruments, may expose the Fund to financial loss.
- Liquidity risk. Lower liquidity means there are insufficient buyers or sellers to allow the Fund to sell or buy investments readily. This could cause the Fund to incur higher costs when buying or selling investments or could mean that the Fund is not able to buy or sell investments when it would like to do so.
- Use of derivatives. The use of derivatives could increase or reduce exposure to underlying assets and result in greater fluctuations of the Fund's net asset value.

For further information on risks please see the "Risk Factors and Performance" section of the Prospectus on our website at <https://global.vanguard.com>

Charges

The charges you pay are used to pay the costs of running the Fund, including the costs of marketing and distributing it. These charges reduce the potential growth of your investment.

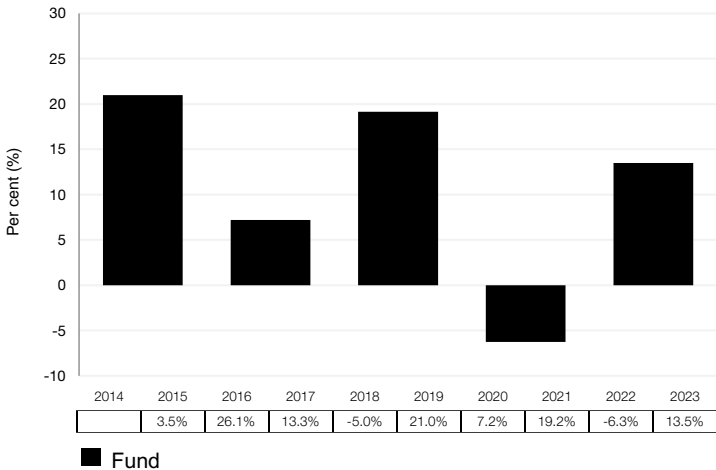
One-off charges taken before or after you invest	
Entry charge	None
Exit charge	None
This is the maximum that might be taken out of your money before it is invested / before the proceeds of your investment are paid out.	
Charges taken from the Fund over a year	
Ongoing charges	0.22%
Charges taken from the Fund under certain specific conditions	
Performance fee	None

The entry and exit charges shown are maximum figures and in some cases you might pay less. Investors can find out the actual entry and exit charges from their distributor and or adviser.

The ongoing charges figure is based on expenses for the year ended 31 December 2023. This figure may vary from year to year. It excludes portfolio transaction costs.

For further information about charges please see the sections entitled “Buying Shares”, “Redeeming Shares”, “Charges and Expenses”, “Dilution Adjustment” and Appendix 1 of the Prospectus on our website at <https://global.vanguard.com>

Past performance



- **Past performance:**
- **Is not a reliable indication of future performance.**
- Includes ongoing charges and the reinvestment of income. It excludes entry and exit fees.
- Has been calculated in GBP.
- Shares in the Fund were first issued in 2011.
- This share class was launched in 2014.

Practical information

- **Depository:** State Street Trustees Limited.
- **Documents, prices of shares and further information:** You can obtain copies of the Prospectus and the latest annual and semi-annual report and accounts for Vanguard LifeStrategy Funds ICVC (“VLF”) along with the latest published prices of shares and other practical information, from our website at <https://global.vanguard.com>. The documents are available in English and are free of charge.
- **Prices:** The last published prices of shares in the Fund are also available from the FT’s website www.ft.com or <https://global.vanguard.com>
- **Tax:** VLF is subject to the tax laws of the United Kingdom. Depending on your country of residence, this may have an impact on your personal tax position. You are recommended to consult your professional tax adviser.
- **Liability:** VIUK may be held liable solely on the basis of any statement contained in this document that is misleading, inaccurate or inconsistent with the relevant parts of the Prospectus for VLF.
- **Sub-funds:** This document describes a sub-fund of VLF. The prospectus and periodic reports are prepared for the entire company.
- The Fund’s assets belong exclusively to the Fund and shall not be used to discharge the liabilities of or claims against VLF, other sub-funds of VLF or any other person or body.
- **Shares:** The Fund is part of VLF and has both accumulation and income shares. You may switch some or all of your shares of one type, to shares of another type within the same Fund, or between other sub-funds of VLF or other funds managed by VIUK. Details of switching are provided in the Prospectus.
- Information about other share classes offered by VLF can be found in the prospectus or from our website at <https://global.vanguard.com>.
- **Remuneration policy:** Details of the Vanguard European Remuneration Policy are available at <https://www.ie.vanguard/content/dam/intl/europe/documents/ch/en/ucits-v-remuneration-policy.pdf> including: (a) a description of how remuneration and benefits are calculated; and (b) the identities of persons responsible for awarding remuneration and benefits. A paper copy of these details may be obtained, free of charge, on request from the Head of Human Resources, Europe, Vanguard Asset Services, Limited, 4th Floor The Walbrook Building, 25 Walbrook, London EC4N 8AF.